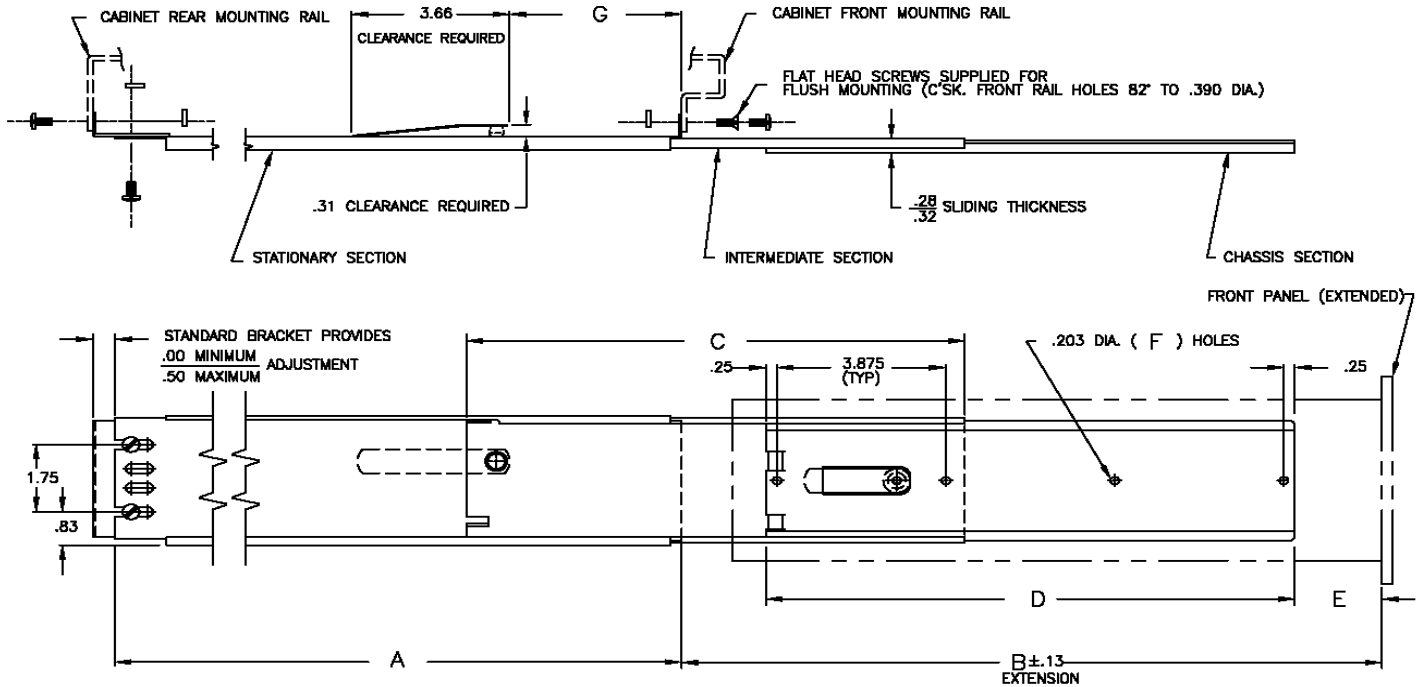


# C-230-S Slide



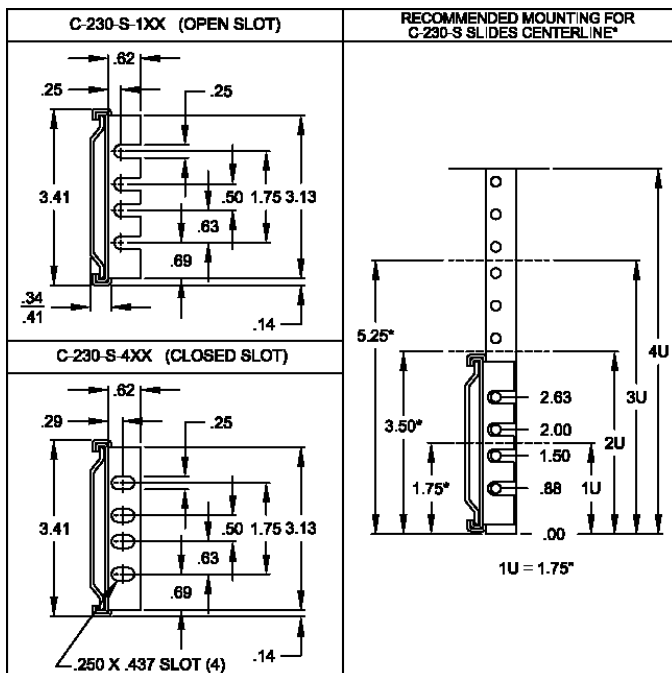
| Catalog Number | A     | B (min) | B (max) | C     | D     | E (min) | E (max) | F | G    | Load Capacity |
|----------------|-------|---------|---------|-------|-------|---------|---------|---|------|---------------|
| C-230-S-112    | 12.00 | 15.00   | 15.00   | 11.00 | 8.25  | 2.25    | 2.25    | 3 | 1.81 | 140 LBS.      |
| C-230-S-114    | 14.00 | 18.00   | 18.00   | 13.00 | 12.13 | 0.38    | 0.38    | 4 | 1.81 | 140 LBS.      |
| C-230-S-116    | 16.00 | 16.00   | 18.00   | 13.00 | 12.13 | 0.38    | 2.38    | 4 | 3.81 | 135 LBS.      |
| C-230-S-118    | 18.00 | 22.00   | 22.00   | 17.00 | 12.13 | 4.38    | 4.38    | 4 | 3.81 | 135 LBS.      |
| C-230-S-120    | 20.00 | 20.00   | 22.00   | 17.00 | 16.00 | 0.50    | 2.50    | 5 | 5.81 | 130 LBS.      |
| C-230-S-122    | 22.00 | 26.00   | 26.00   | 21.00 | 16.00 | 4.50    | 4.50    | 5 | 5.81 | 130 LBS.      |
| C-230-S-124    | 24.00 | 24.00   | 26.00   | 21.00 | 16.00 | 4.50    | 6.50    | 5 | 7.81 | 125 LBS.      |

## TO ORDER, SPECIFY



- Stationary Section  
 1 - Cabinet Mount  
 2 - Strap Mount  
 4 - Closed Slot
- Length
- AR - Automatic Release if desired

For information on Strap Mount option see page 27.

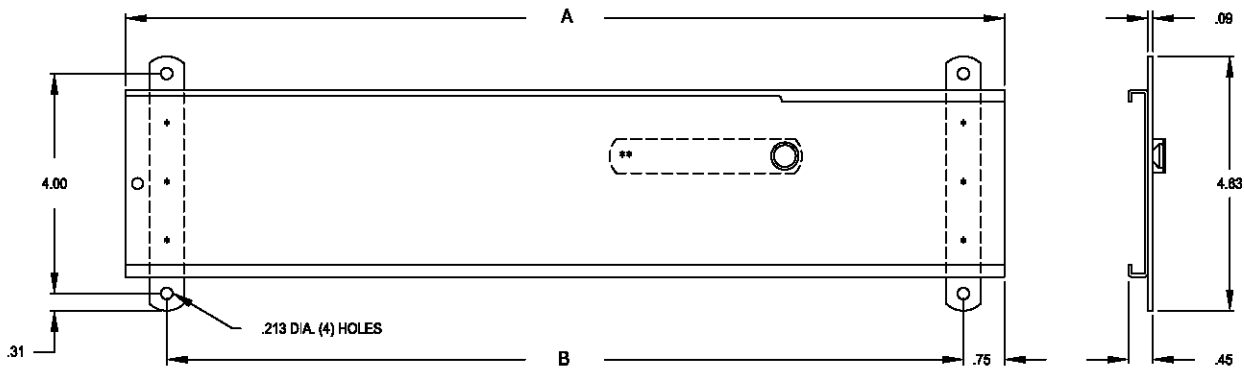


## Notes

- Right hand and left hand slides are identical. Set contains 2 right hand slides.
- Finish: All standard slides are coated with Poxylube™ dry film lubricant.
- All standard slides are designed to lock-out in the extended position and are available with an optional automatic release if lock-out is not desirable.
- Standard hardware packages include all the hardware necessary to mount your Chassis Trak® slides:
  - Rear mounting bracket (B-131) included
  - Bar Nuts (CA8056-06-0020)
  - #10-32 screws and keps nuts
- All sliding members of the standard slide are made from cold rolled steel.
- All Chassis Trak® solid bearing slides are supplied with a quick disconnect feature.
- Optional mounting patterns, slide lengths and extensions are available.
- For optional mounting brackets see page 35.

# Strap Mounting Option

## C-230 Strap Mount

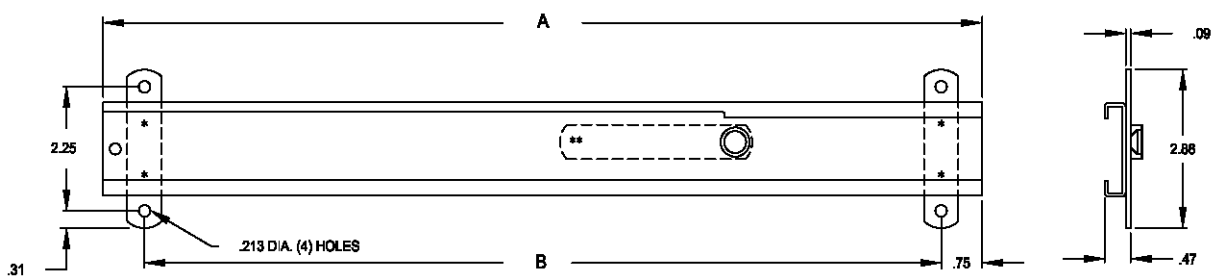


| A     | B     |
|-------|-------|
| 12.00 | 10.50 |
| 14.00 | 12.50 |
| 16.00 | 14.50 |
| 18.00 | 16.50 |
| 20.00 | 18.50 |
| 22.00 | 20.50 |
| 24.00 | 22.50 |

### Notes

- To order, specify **C-230-S-2-XX** see pages 14-15 for more information.
- Strap mount slides are not designed to accommodate the standard EIA hole pattern.
- All slides requires a .31" clearance behind the spring and button assembly for proper operation.

## C-300 Strap Mount



| A     | B     |
|-------|-------|
| 10.00 | 8.50  |
| 12.00 | 10.50 |
| 14.00 | 12.50 |
| 16.00 | 14.50 |
| 18.00 | 16.50 |
| 20.00 | 18.50 |
| 22.00 | 20.50 |
| 24.00 | 22.50 |
| 26.00 | 24.50 |
| 28.00 | 26.50 |
| 30.00 | 28.50 |

### Notes

- To order, specify **C-300-S-2-XX** see pages 16-17 for more information.
- Strap mount slides are not designed to accommodate the standard EIA hole pattern.
- All slides requires a .31" clearance behind the spring and button assembly for proper operation.

## CTS Strap Mount



| A     | B     |
|-------|-------|
| 12.00 | 10.50 |
| 14.00 | 12.50 |
| 16.00 | 14.50 |
| 18.00 | 16.50 |
| 20.00 | 18.50 |
| 22.00 | 20.50 |
| 24.00 | 22.50 |

### Notes

- To order, specify **CTS-2-XX** see pages 18-19 for more information.
- Strap mount slides are not designed to accommodate the standard EIA hole pattern.
- All slides requires a .31" clearance behind the spring and button assembly for proper operation.

# Optional Mounting Brackets

| Matrix For Solid Bearing Slides & Appropriate Rear Mounting Brackets with Range of Extension |          |             |             |              |              |              |                    |                    |           |           |
|--|----------|-------------|-------------|--------------|--------------|--------------|--------------------|--------------------|-----------|-----------|
|  | B-131*   | B-131-2     | B-131-2.5   | B-131-3      | B-131-3.5    | B-131-4      | B-307-1<br>B-814-1 | B-307-2<br>B-814-2 | B-810-1   | B-810-2   |
| C-230-D  | 0 to .50 | .44 to 1.06 | .94 to 1.56 | 1.44 to 2.06 | 1.94 to 2.56 | 2.44 to 3.06 | 0 to 4.00          | 0 to 8.00          |           |           |
| C-230-S  | 0 to .50 | .44 to 1.06 | .94 to 1.56 | 1.44 to 2.06 | 1.94 to 2.56 | 2.44 to 3.06 | 0 to 4.00          | 0 to 8.00          |           |           |
| CTD  | 0 to .50 | .44 to 1.06 | .94 to 1.56 | 1.44 to 2.06 | 1.94 to 2.56 | 2.44 to 3.06 | 0 to 4.00          | 0 to 8.00          |           |           |
| CTS  | 0 to .50 | .44 to 1.06 | .94 to 1.56 | 1.44 to 2.06 | 1.94 to 2.56 | 2.44 to 3.06 | 0 to 4.00          | 0 to 8.00          |           |           |
| CTR D  | 0 to .50 | .44 to 1.06 | .94 to 1.56 | 1.44 to 2.06 | 1.94 to 2.56 | 2.44 to 3.06 | 0 to 4.00          | 0 to 8.00          |           |           |
| CTR S  | 0 to .50 | .44 to 1.06 | .94 to 1.56 | 1.44 to 2.06 | 1.94 to 2.56 | 2.44 to 3.06 | 0 to 4.00          | 0 to 8.00          |           |           |
| CTHD   | 0 to .50 | .44 to 1.06 | .94 to 1.56 | 1.44 to 2.06 | 1.94 to 2.56 | 2.44 to 3.06 |                    |                    | 0 to 4.00 | 0 to 8.00 |
| CTHS   | 0 to .50 | .44 to 1.06 | .94 to 1.56 | 1.44 to 2.06 | 1.94 to 2.56 | 2.44 to 3.06 |                    |                    | 0 to 4.00 | 0 to 8.00 |
| CTHR D   | 0 to .50 | .44 to 1.06 | .94 to 1.56 | 1.44 to 2.06 | 1.94 to 2.56 | 2.44 to 3.06 |                    |                    | 0 to 4.00 | 0 to 8.00 |
| CTHR S   | 0 to .50 | .44 to 1.06 | .94 to 1.56 | 1.44 to 2.06 | 1.94 to 2.56 | 2.44 to 3.06 |                    |                    | 0 to 4.00 | 0 to 8.00 |
| C-857  | 0 to .50 | .44 to 1.06 | .94 to 1.56 | 1.44 to 2.06 | 1.94 to 2.56 | 2.44 to 3.06 |                    |                    |           |           |

Note brackets are made from 16 gauge C.R.S. — Standard finish: clear zinc commercial plating

\*Supplied with standard slides

| CATALOG NUMBER | A    |
|----------------|------|
| B-131          | 1.56 |
| B-131-2        | 2.00 |
| B-131-2.5      | 2.50 |
| B-131-3        | 3.00 |
| B-131-3.5      | 3.50 |
| B-131-4        | 4.00 |

| CATALOG NUMBER              | A    | B    | C  |
|-----------------------------|------|------|----|
| B-307-1 / B-810-1 / B-814-1 | 5.94 | 4.38 | 16 |
| B-307-2 / B-810-2 / B-814-2 | 9.69 | 8.13 | 28 |